



From zero to DITA-OT hero

- a story of a DITA-OT implementation in a small documentation team

Justyna Hietala
justyna.hietala@gmail.com

INTRODUCTION





beamex

THE BEGINNING



NO CMS???!!!





3. Type the following command:

On Windows:

```
bin\dita -i [filepath]/sources/ducks  
/m_ducks.ditamap -f pdf2 -o out/ducks_output -v
```

On Mac:

```
./bin/dita -i [filepath]/sources/ducks  
/m_ducks.ditamap -f pdf2 -o out/ducks_output -v
```

Customizing DITA OT plugins is difficult. Special knowledge is required to customize plugins such as knowledge of Ant, XSL, and DTDs, XHTML, JavaScript, and XSL-FO. For this reason, most companies hire an expert.

THE INTERNET RESOURCES – “DITA” SEARCH



DITA



Places sites

Images

Shopping

Videos

Maps

News

Books

Flights

Finance

About 180 000 000 results (0,42 seconds)



Wikipedia

https://en.wikipedia.org/wiki/Darwin_Information...

Darwin Information Typing Architecture

The **Darwin Information Typing Architecture (DITA)** specification defines a set of document types for authoring and organizing topic-oriented information, ...

[Features and limitations](#) · [Creating content in DITA](#) · [Publishing content written in...](#)



Oxygen XML Editor

<https://www.oxygenxml.com/dita/specs>

Darwin Information Typing Architecture (DITA) Version 1.3 ...

The **Darwin Information Typing Architecture (DITA)** specification defines a set of document types for authoring and organizing topic-oriented information, ...



DITA Europe

<https://ditaeeurope.infomanagementcenter.com>

DITA Europe

DITA Europe is a dual-track conference of 40-minute sessions. Total of 24 sessions, 12 Sessions in the Technology Test Kitchen, content management ...



XML.com

<https://www.xml.com/articles/2017/01/19/what-d...>

What is DITA?

19 Jan 2017 — What is **DITA**? ... An introduction to the OASIS **DITA** standard, by one of the creators and foremost practitioners. The OASIS Open **Darwin Information** ...



OASIS Open

<https://www.oasis-open.org/committees/dita/faq>

OASIS Darwin Information Typing Architecture (DITA) TC

The **Darwin Information Typing Architecture (DITA)** is an XML-based, end-to-end architecture for authoring, producing, and delivering readable information as ...



Author-it

<https://www.author-it.com/blog/what-is-dita>

What is DITA ? | Author-it | CCMS Platform

DITA (Darwin Information Typing Architecture) is a method of writing and storing content using a set of structuring rules that tell machines how to interpret ...



TechWhirl

<https://techwhirl.com/what-is-dita>

What Is DITA?

DITA is a way of writing and storing your content so you can manage it like an asset. It leverages XML (eXtensible Markup Language) to make your content ...

THE INTERNET RESOURCES – "DITA" SEARCH



DITA



- Places sites
- Images
- Shopping
- Videos
- Maps
- News
- Books
- Flights
- Finance

About 180 000 000 results (0,42 seconds)



Perfecting the Art of Eyewear - Official DITA Worldwide - DITA ...

DITA sunglasses capture a singular moment of inspiration that will endure a lifetime.

Official DITA Online Worldwide

DITA Eyewear - A Category of One - Men's, Women's and Unisex ...

DITA Sunglasses

DITA Sunglasses, hand-crafted and designed from exclusive ...

[More results from dita.com »](#)



Dita Von Teese

Expanding into her own distinctive brands, her namesake lingerie collection debuted at Bloomingdales, and has since expanded to Nordstrom, David Jones, Glamuse ...



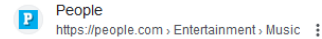
DITA ® Sunglasses and Eyewear for Men and Women

Shop the latest DITA Sunglasses with Free Shipping! DITA Sunglasses are Hand made in Japan with high quality materials like titanium, leather, ...



Dita Glasses

Amazon.com: [Dita Glasses](#).



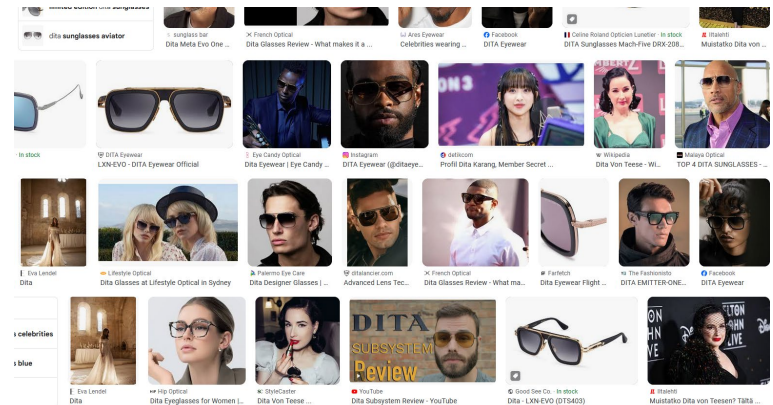
Dita Von Teese Says Working with Taylor Swift Is the 'Best ...

2 days ago — Dita Von Teese spoke about working with Taylor Swift on an episode of 'Allison Interviews.'



DITA Sunglasses

With over 25 years in design and partners at the highest levels of manufacturing, DITA's expertise is unparalleled, earning a coveted reputation as a true ...



THE INTERNET RESOURCES – “DITA-OT” SEARCH

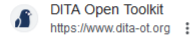


dita open toolkit



Images Pdf Github Videos Tutorial Download News Maps Books

About 432 000 results (0,37 seconds)



DITA Open Toolkit

DITA Open Toolkit - Features. **DITA Open Toolkit** is a publishing tool used to process DITA content and convert it to other formats. · Download. Install DITA Open ...

Documentation

DITA Open Toolkit, or DITA-OT for short, is a set of Java-based ...

Installing DITA-OT

The DITA-OT distribution package can be installed on Linux ...

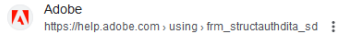
Download DITA-OT

The open-source publishing engine for content authored in ...

DITA-OT Plug-ins

Transforms DITA to speech in the form of an audiobook. It uses ...

[More results from dita-ot.org »](#)



DITA Open Toolkit

DITA Open Toolkit. The **DITA Open Toolkit** (DITA-OT) is a set of Java-based, open source tools that provide processing for DITA maps and topic content.



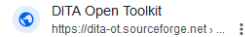
DITA Open Toolkit

DITA Open Toolkit (DITA-OT) is an open-source publishing engine for content authored in the Darwin Information Typing Architecture (DITA).



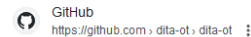
DITA Open Toolkit Project

The **DITA Open Toolkit** project file allows you to define all your DITA map input and filter pairs and to produce the desired output formats by applying the ...



DITA Open Toolkit 1.8 Documentation

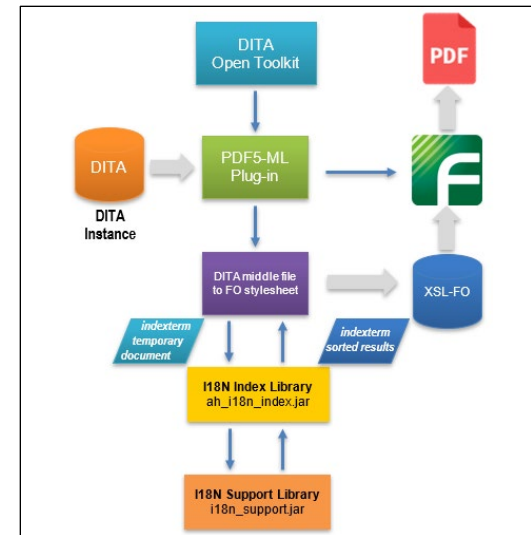
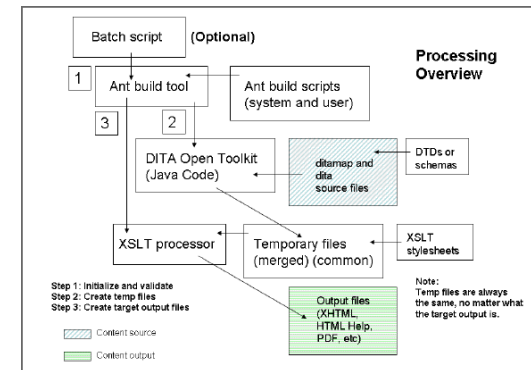
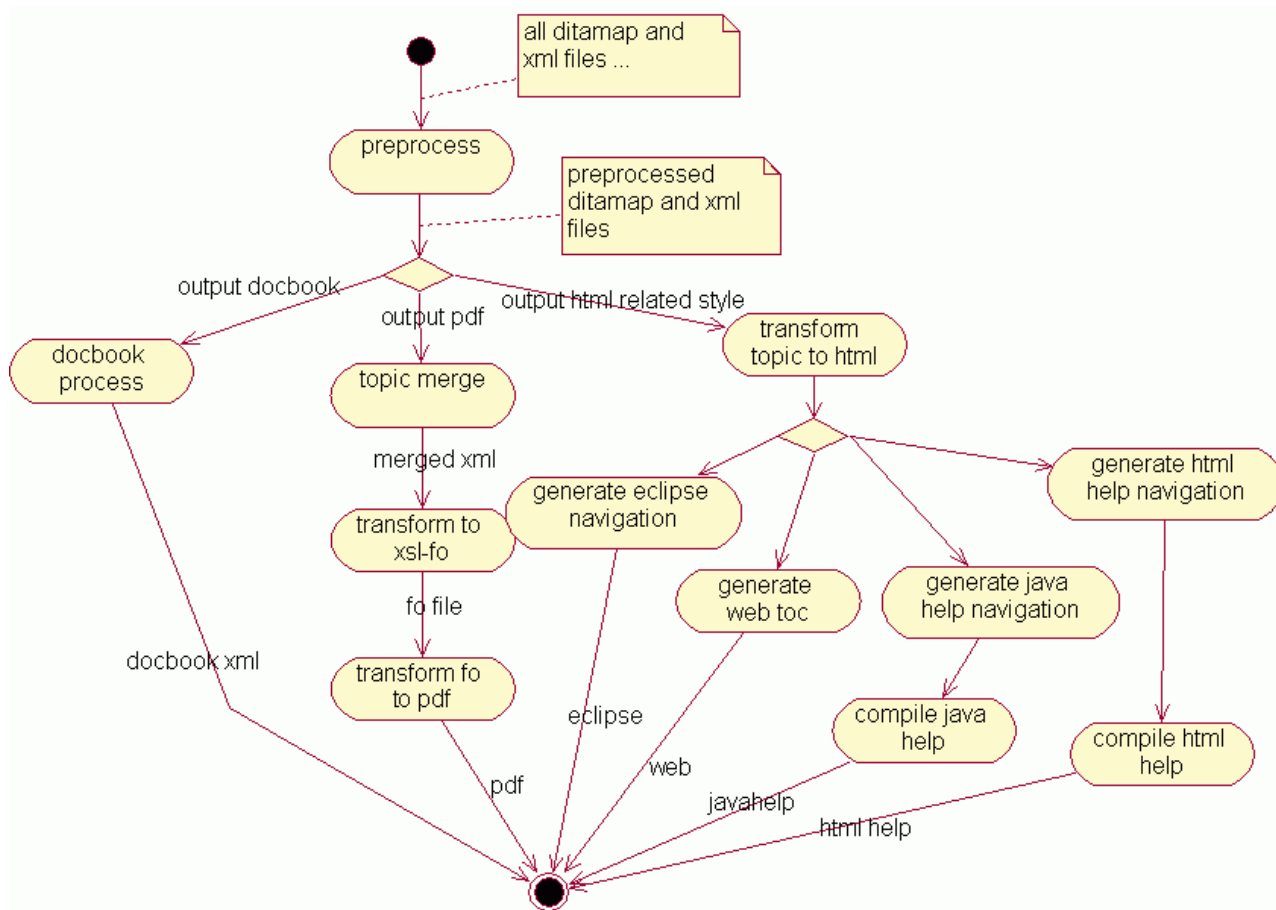
The **DITA Open Toolkit**, or DITA-OT for short, is a set of Java-based, open source tools that provide processing for DITA maps and topic content. You can download ...



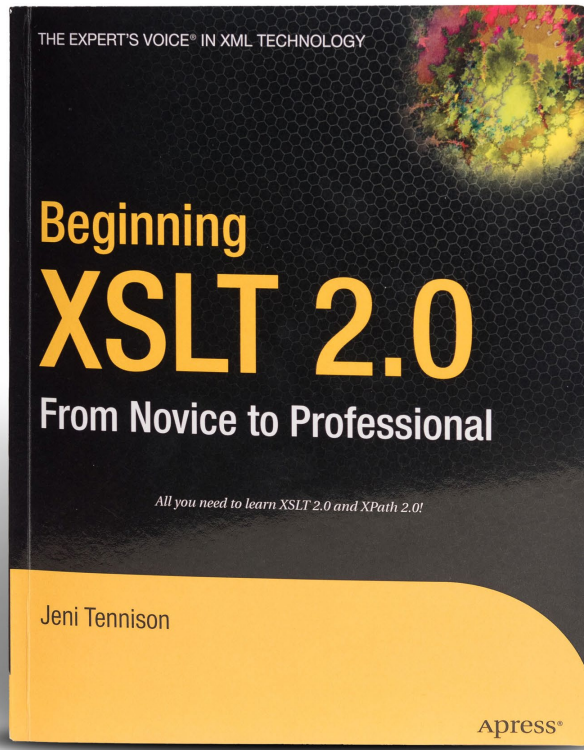
DITA Open Toolkit

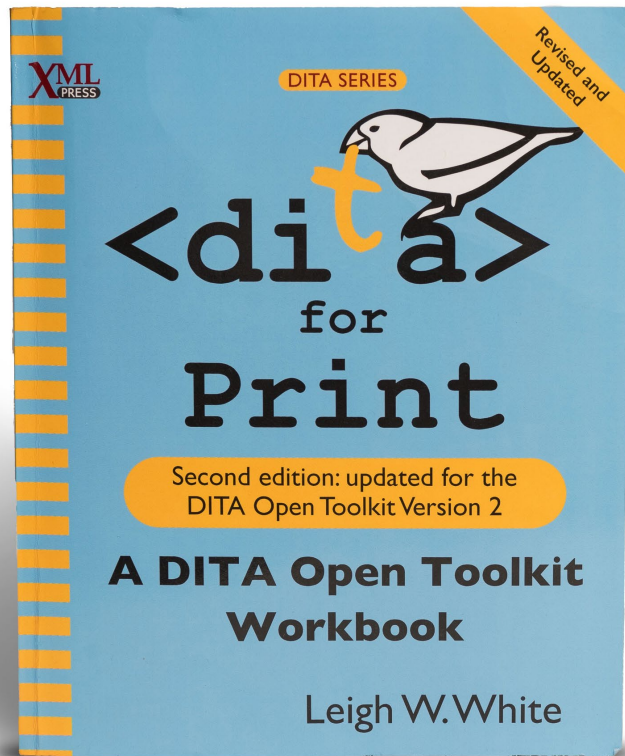
DITA Open Toolkit, or DITA-OT for short, is an open-source publishing engine for content authored in the Darwin Information Typing Architecture. Visit ...

THE INTERNET RESOURCES - "DITA-OT" SEARCH



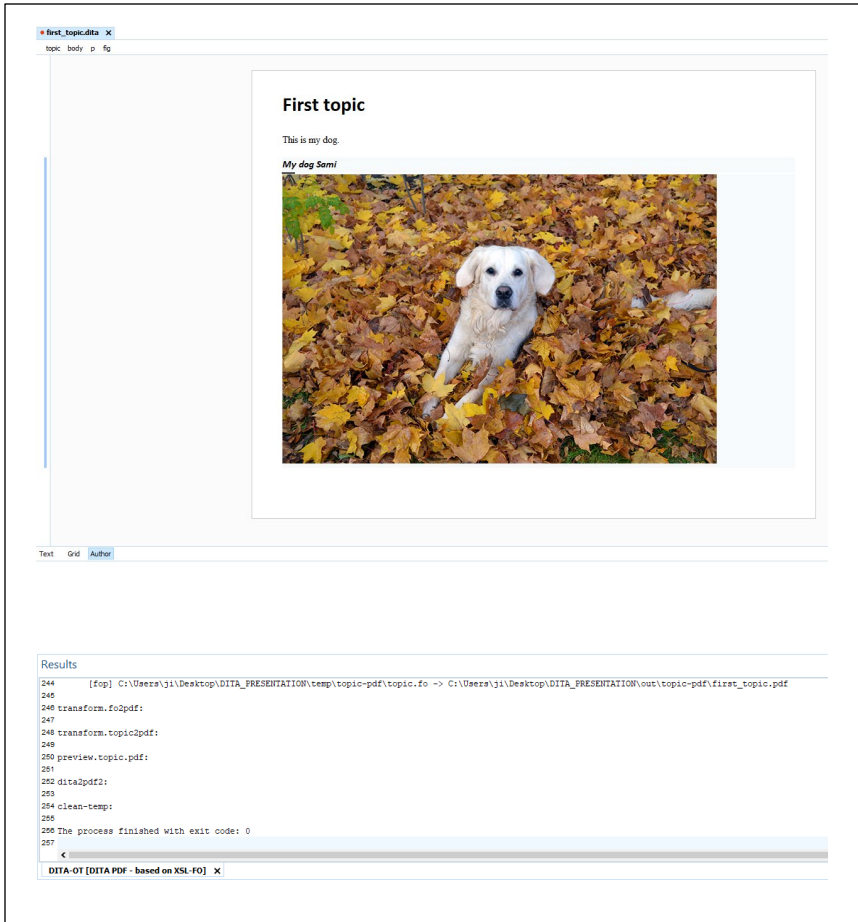







Book for anyone who wants to learn how to create PDFs using DITA Open Toolkit without learning everything there is to know about XSL-FO, XSLT or Xpath, or even about the DITA Open Toolkit itself.

FIRST ATTEMPTS - THE "DOG" STORY



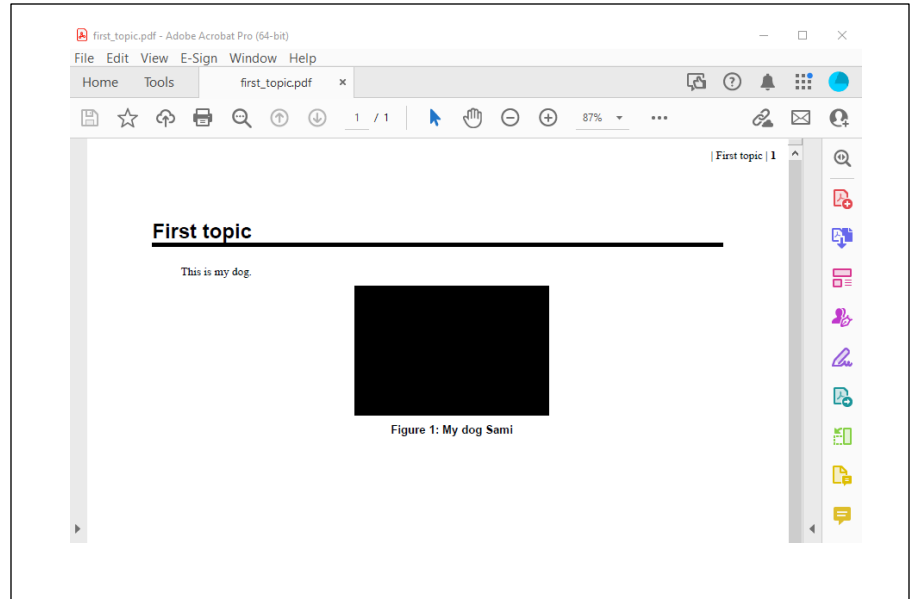
The screenshot shows a DITA-OT editor window titled "first_topic.dita". The main content area displays a document preview with the following structure:

First topic
This is my dog.
My dog Sami



At the bottom of the editor window, there is a terminal window showing the following build logs:

```
Results
244 [fop] C:\Users\j1\Desktop\DITA_PRESENTATION\temp\topic-pdf\topic.fo -> C:\Users\j1\Desktop\DITA_PRESENTATION\out\topic-pdf\first_topic.pdf
245
246 transform.fo2pdf:
247
248 transform.topic2pdf:
249
250 preview.topic.pdf:
251
252 dita2pdf2:
253
254 clean-temp:
255
256 The process finished with exit code: 0
257
```



The screenshot shows Adobe Acrobat Pro displaying a PDF document titled "first_topic.pdf". The document content is as follows:

First topic

This is my dog.


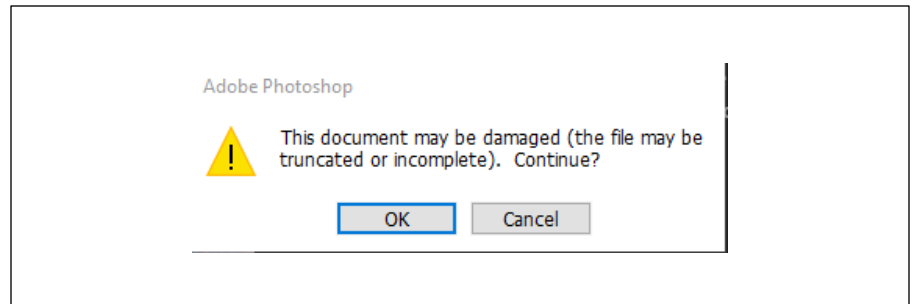



Figure 1: My dog Sami



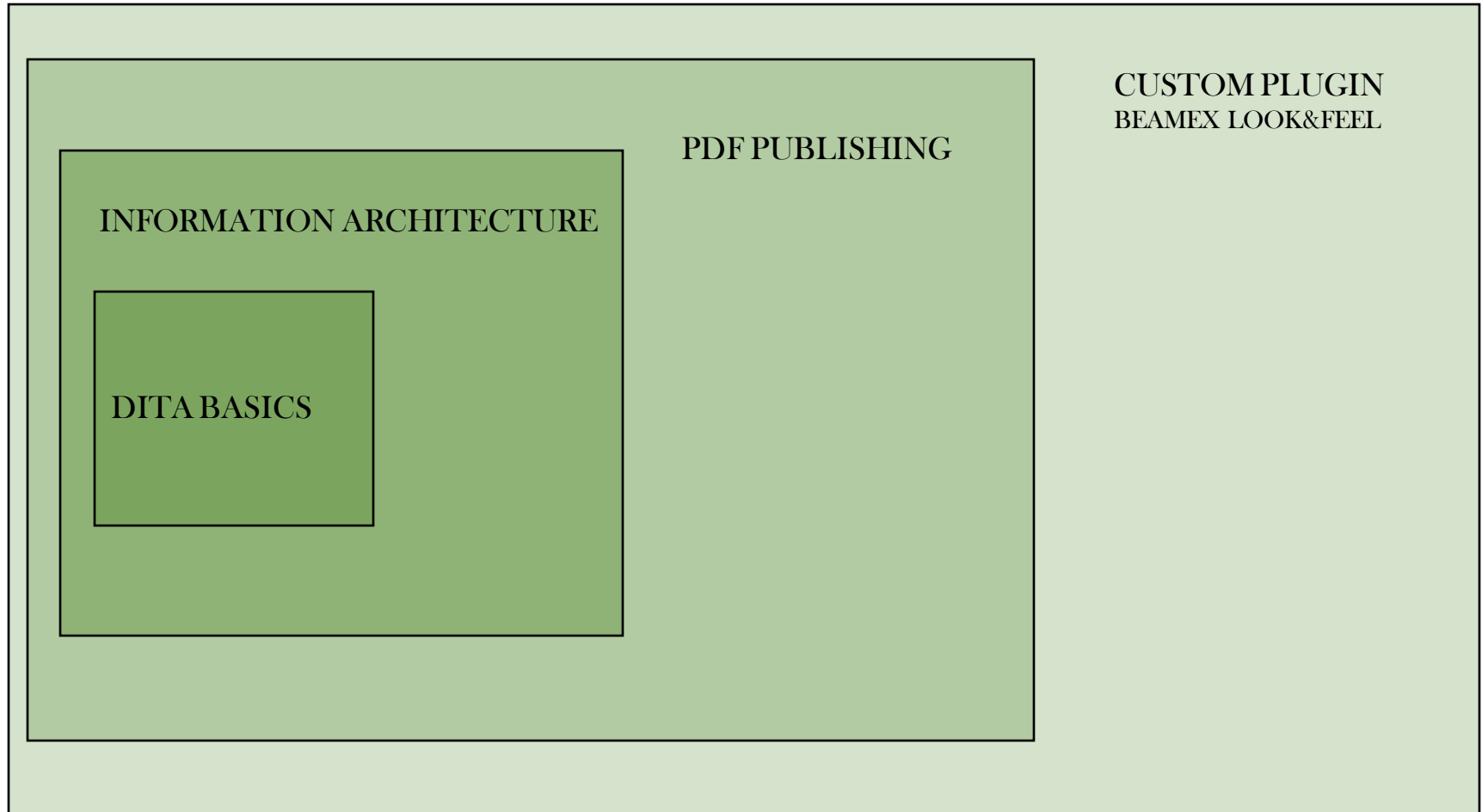
The screenshot shows an Adobe Photoshop error dialog box with the following text:

Adobe Photoshop

 This document may be damaged (the file may be truncated or incomplete). Continue?

OK Cancel

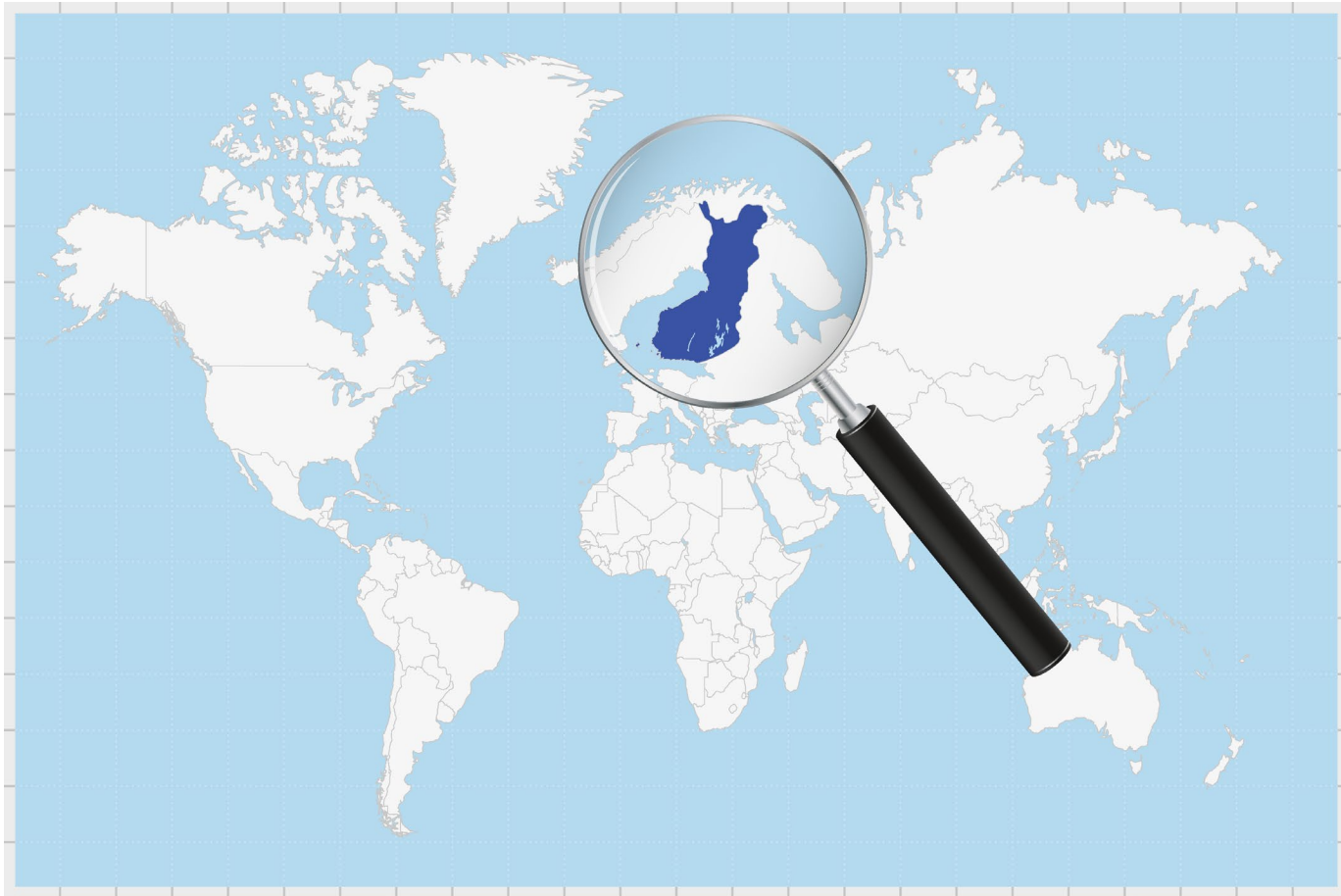
THE BIG PICTURE



COMPLEXITY



SEARCH FOR THE TRAINING PROVIDER



Days 1-2 – DITA XML and Information Architecture

Days 3-4 – XSLT and XPath training

- Getting started with XSLT stylesheet development
- How to use XPath to access any node in the XML node tree
- How to create and call templates
- Creating output
- XSL-FO for PDF output
- Centralized maintenance through property sets
- Reuse: variables; named templates; functions
- How to use conditions to control flow in templates
- Techniques for grouping, sorting and recursion
- How to include/import other stylesheets
- Advanced topics: numbering; analyzing strings; keys

Day 5 – Fundamentals of DITA Open Toolkit

- Programming Skills Needed (ANT, XSLT, XSLT-FO, CSS)
- Architecture (ANT, build files, plugins)
- XHTML pipeline & modifying output (XSLT, CSS)
- PDF pipeline & modifying output (XSL-FO)
- Scoping and Planning Development Projects
- Introduction to DITA Open Toolkit skills, versions, and installation
- Overview of the DITA Open Toolkit including output types, architecture, languages, configuring, extending and customizing the DITA Open Toolkit
- Customizing the DITA Open Toolkit covering extension points, parameters, creating new plugins and coding conventions and limitations
- An introduction to ANT, XSLT and CSS programming required for the DITA Open Toolkit
- A hands-on look at the XHTML plugin pipeline

The five stages of DITA-based PDF publishing

- “How hard could it be?”
- “Why is this so \$#@!\$#@ hard??”
- “Maybe I can get this to work with different tools/people...”
- “At least I got our logo on the front page and nobody knows that I did this.”
- “It looks adequate and it publishes in seconds.”



Demystifying DITA to
PDF publishing

by Sarah O’Keefe
Scriptorium Publishing

FIRST SUPPORT TICKETS

When **Communicator** is started, a list of communication protocols available for MC6 is shown. See [Figure 2: Communication protocols](#), on page 6.

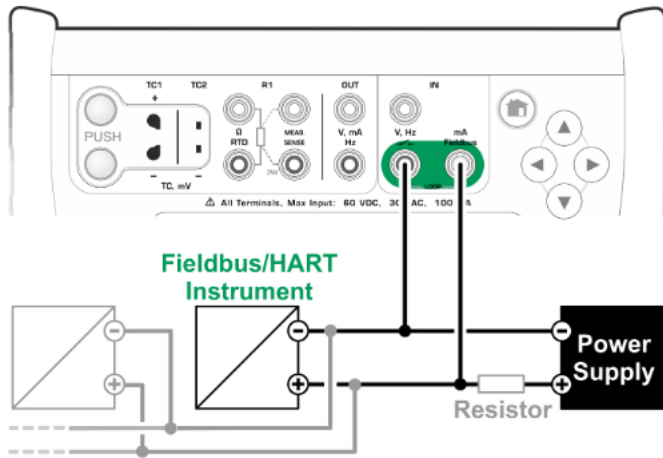
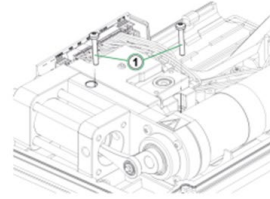


Figure 5: Using an external power supply.

P
P
P

3. Unscrew the following two screws (1) from the pump mechanism and lift the whole mechanism slightly up.

Step 3



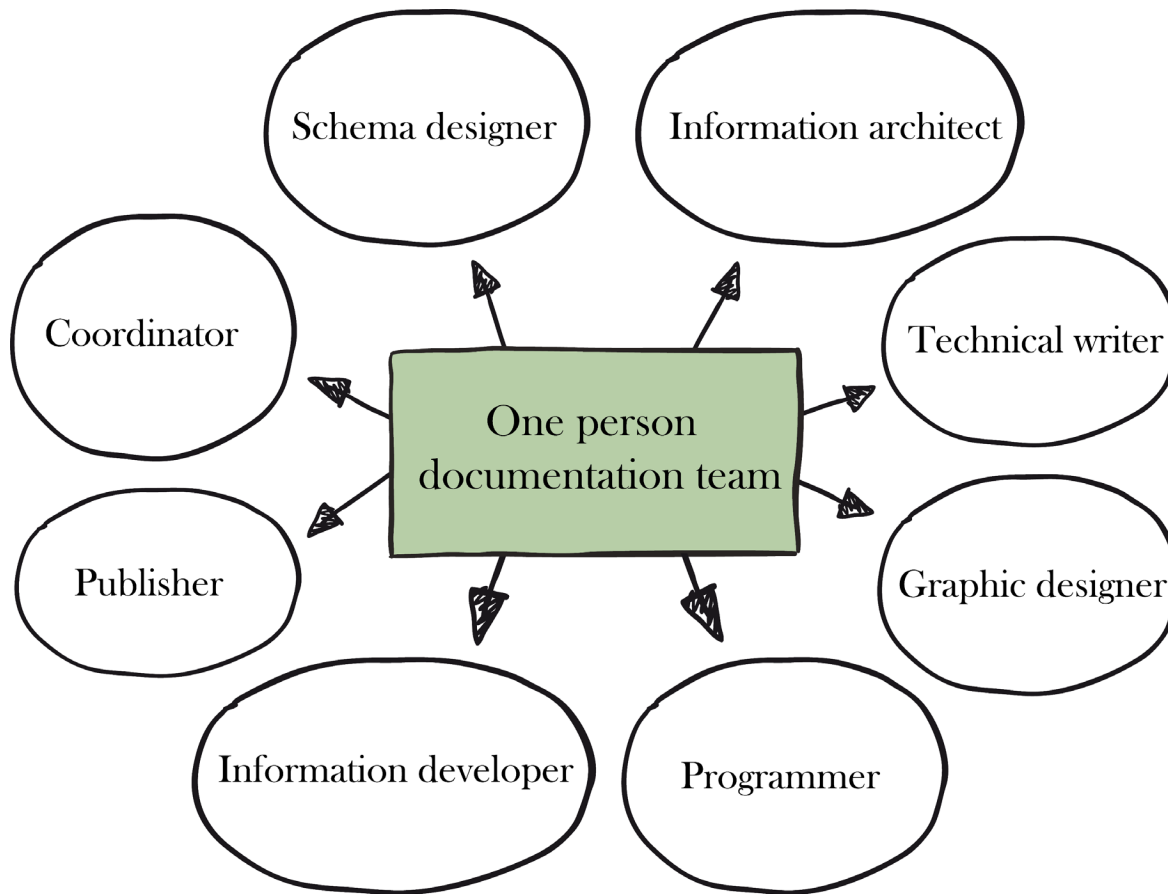
P
P
P
P
P

4. Unscrew the four screws holding the cylinder ends together. When reassembling, tighten the screws with 2.5 N

THE "FIGURE TITLE" ISSUE AGAIN






```
<!-- Output the corrected string -->
<xsl:call-template name="removeFinalFullStop">
  <xsl:with-param name="inputString" select="."/>
</xsl:call-template>
<xsl:template name="removeFinalFullStop">
  <!-- "inputString" is the original string to check -->
  <xsl:param name="inputString"/>
  <xsl:choose>
    <!-- Check if the last character of the string is '.' -->
    <xsl:when test="substring($inputString, string-length($inputString), 1) = '.'">
      <!-- Output string up to the last character -->
      <xsl:value-of select="substring($inputString, 1, string-length($inputString)-1)"/>
    </xsl:when>
    <xsl:otherwise>
      <!-- Output the original string -->
      <xsl:value-of select="$inputString"/>
    </xsl:otherwise>
  </xsl:choose>
</xsl:template>
```

MULTIPLE ROLES



FIRST MODIFICATIONS AND MY FIRST PLUGIN



	DITA_clean_version	File folder
	DITA-OT_old	File folder
	dita-ot_original	File folder
<input type="checkbox"/> 	dita-ot-3.1.2	File folder
	dita-ot-3.2	File folder



CONFIDENCE

Days 1-2 – DITA XML and Information Architecture

Days 3-4 – XSLT and XPath training

- Getting started with XSLT stylesheet development
- How to use XPath to access any node in the XML node tree
- How to create and call templates
- Creating output
- XSL-FO for PDF output
- Centralized maintenance through property sets
- Reuse: variables; named templates; functions
- How to use conditions to control flow in templates
- Techniques for grouping, sorting and recursion
- How to include/import other stylesheets
- Advanced topics: numbering; analyzing strings; keys

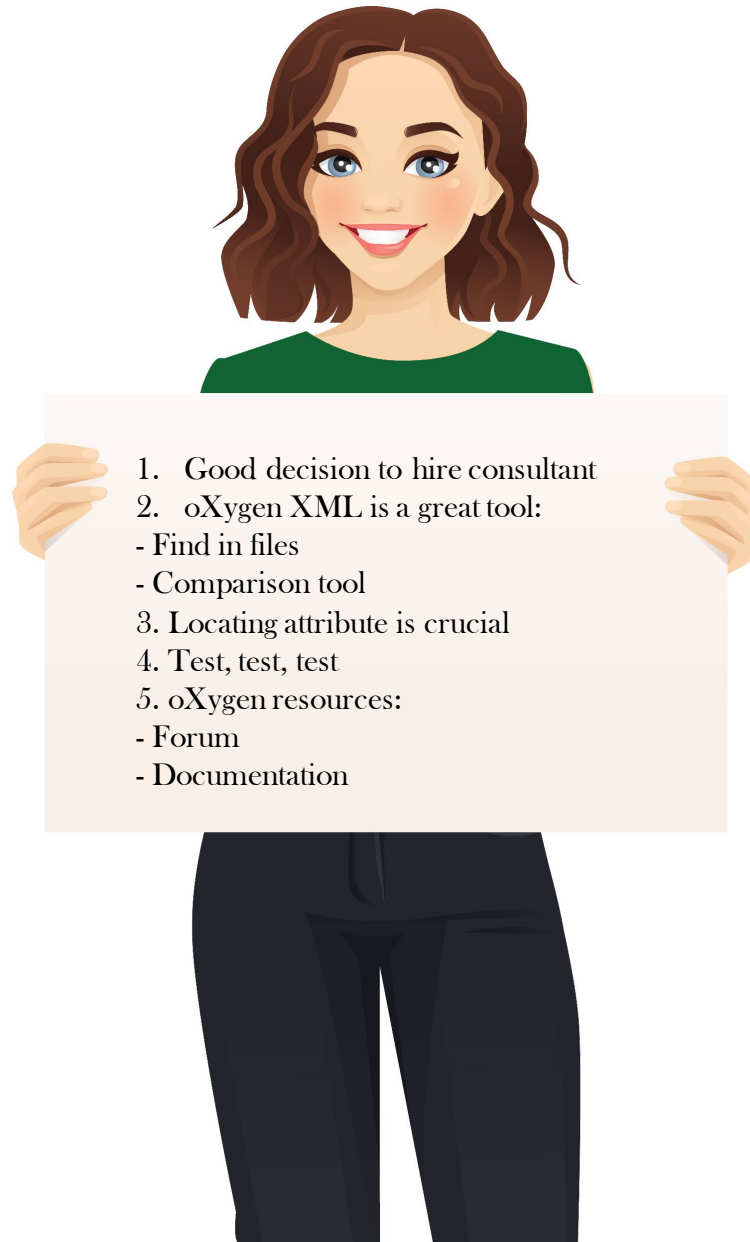
Day 5 – Fundamentals of Dita Open Toolkit

- Programming Skills Needed (ANT, XSLT, XSLT-FO, CSS)
- Architecture (ANT, build file, plugins)
- XHTML pipeline & modifying output (XSLT, CSS)
- PDF pipeline & modifying output (XSL-FO)
- Scoping and Planning Development Projects
- Introduction to DITA Open Toolkit's skills, versions, and installation
- Overview of the DITA Open Toolkit including output types, architecture, languages, configuring, extending and customizing the DITA Open Toolkit
- Customizing the DITA Open Toolkit covering extension points, parameters, creating new plugins and coding conventions and limitations
- An introduction to ANT, XSLT and CSS programming required for the DITA Open Toolkit
- A hands-on look at the XHTML plugin pipeline

OVER

WHERE ARE WE NOW





1. Good decision to hire consultant
2. oXygen XML is a great tool:
 - Find in files
 - Comparison tool
3. Locating attribute is crucial
4. Test, test, test
5. oXygen resources:
 - Forum
 - Documentation

FINAL CONCLUSIONS



THANK YOU

QUESTIONS?