

Introduction


What is Oxygen Feedback?

- A powerful comment management platform and search engine.
- Seamlessly integrates with Oxygen WebHelp publications.
- Includes advanced AI features for enhanced user experience.



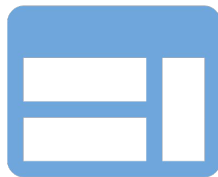
Webinar Goals

- Guide you through publishing, indexing, and integrating AI features into WebHelp.
- Demonstrate Oxygen Feedback's AI Assistant Chatbot.
- Show how the AI-Enhanced Search Summary works.




Publishing Documentation with Oxygen Publishing Engine

- Step-by-Step Process:
 1. Prepare DITA content.
 2. Use Oxygen Publishing Engine to generate WebHelp Responsive output.
 3. Overview of WebHelp features (Table of Contents, Index, Search).
- Key Benefits:
 1. Responsive, modern HTML5 output.
 2. Automated publishing workflow.



Integrating Oxygen Feedback with WebHelp

- Steps to Integrate Feedback:
 1. Create a site configuration in Oxygen Feedback.
 2. Embed the HTML installation fragment in WebHelp output.
 3. Verify the base URL for security and correct integration.
- Benefits:
 1. Seamless user feedback collection.
 2. Complements WebHelp navigation and search.




Configuring Content Indexing with Oxygen Feedback

- Steps to Enable Indexing:
 1. Access Version Settings in Oxygen Feedback.
 2. Activate content indexing for server-side search.
 3. Ensure you are using Oxygen Publishing Engine 25+.
- Indexing Overview:
 1. Content crawled and indexed for faster, more accurate search.
 2. Metadata such as labels and keywords included.




Advanced Search Capabilities in Oxygen Feedback

- **Faceted Search:** Filter results based on predefined categories (facets).
- **Content Labeling:** Apply labels to DITA topics for enhanced search relevance.
- **Advanced Queries:** Use complex queries to refine results.
- **Semantic Search:** Enable AI-driven contextual search for improved results.




AI Assistant Overview

- How the Chat Works:
 - Users can ask the AI Assistant questions directly in WebHelp.
 - The assistant pulls answers from the indexed documentation content.
- Setup and Integration:
 - Enable the floating AI Assistant button on WebHelp pages.
 - Authentication is required for users to interact with the chatbot.



AI Assistant Chatbot Live Demonstration

- Live Interaction:
 - Demo: Click the AI Assistant button and ask questions.
 - Showcase chatbot capabilities: Answer retrieval, debug mode, etc.



AI-Enhanced Search Summary

- Overview:
 - AI-generated summary appears above regular search results.
 - Provides users with immediate, relevant information.
- Setup Process:
 - Enable "AI-Enhanced Search Summary" in Version Settings.



Analyzing AI Assistant Interaction Statistics

- Key Metrics:
 - AI Assistant threads, users, and search summaries.
 - Analyze engagement with AI features using the built-in statistics dashboard.
- Benefits:
 - Gain insights on how users interact with the assistant.
 - Optimize content and interactions based on user behavior.



Conclusion

- AI-powered search and chat system transform user interaction with documentation.
- Oxygen Feedback's integration is seamless and boosts engagement.

Try Oxygen Feedback Cloud

- Go to **<https://feedback.oxygenxml.com>**
- Create a new account
- Enjoy a 30-day free trial

THANK YOU!

Alin Balasa

alin_balasa@oxygenxml.com